

Objective

The technology of Creo, thought to match every strict requirement of shops, malls and commercial areas, is the perfect innovation in a matter of super easy installation and very comfortable maintenance or replacement: the LED lamp is high efficient and environmental friendly.

Obiettivo

La tecnologia di Creo, pensata per soddisfare ogni rigida esigenza di negozi, centri commerciali e aree commerciali, è l'innovazione perfetta in un'installazione estremamente semplice e in una manutenzione o sostituzione molto confortevole: la lampada a LED è altamente efficiente e rispettosa dell'ambiente.

Description

Housing - Die cast aluminium powder coated with choice of RAL colors

Diffuser - PMMA Polycarbonate lens or tempered glass.


Reflector - Anodized aluminum

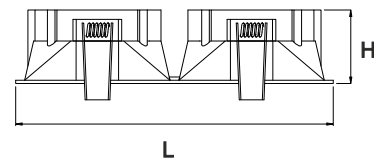
LED - reducing energy consumption with L80/B10/F10 50,000 hrs lifetime.

Standards - manufactured in accordance with EN 60598-1 and 60598-2-1

Color - White, Bronze, Black, Silver

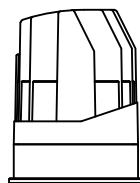
FIXTURES

CODE	SIZE mm	
53400200	205 X 105 X 45 H	195 X 95

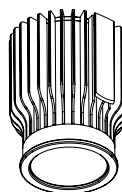


SUGGESTED LIGHT SOURCE

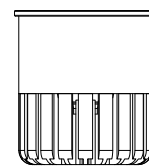
01121



01110













01101



2700K
3000K
4000K
5000K
6000K
6500K



		
		
		
	85~265V 50/60Hz	

LED Drivers - PHILIPS    TRIDONIC  BRIDGELUX  SHARP  PHILIPS 

In a continuing effort to offer the best product possible, we reserve the right to change, without notice, specifications or materials that in our opinion will not alter the function of the product. Specification sheets found at www.romaluce.it are the most recent versions and supercede all other printed or electronic versions.