

Objective

An outdoor applique with personality. The wall lamp with bidirectional light emission Puff has an extraordinary geometric body, consisting of rounded corners and sharp lines that give the external walls and entrances a dynamic atmosphere. Its open body contains 2 integrated LED light sources that shine up and down for a useful and aesthetically pleasing luminous motif. The LED source is a high efficiency system, which permit excellent performances while saving energy. The light emitted from the device is bright and comfortable for the human eye also.

Obiettivo

Un applique da esterno con personalità. La lampada da parete con emissione di luce bidirezionale Puff ha uno straordinario corpo geometrico, costituito da angoli arrotondati e linee decise che conferiscono alle pareti esterne e agli ingressi un'atmosfera dinamica. Il suo corpo aperto contiene 2 sorgenti luminose a LED integrate che brillano su e giù per un motivo luminoso utile ed esteticamente gradevole. La sorgente di luce LED è un sistema ad alta efficienza, che permette di ottenere eccellenti prestazioni risparmiando al contempo energia. La luce emessa dall'apparecchio è brillante e anche confortevole per l'occhio umano.

Description

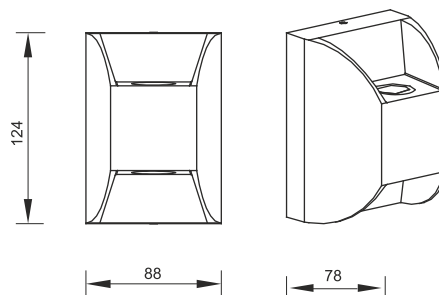
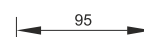
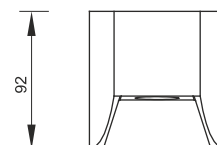
Housing - Made of die cast aluminum powder coated with choice of RAL color

Diffuser - Transparent tempered optical glass lens specially for LED

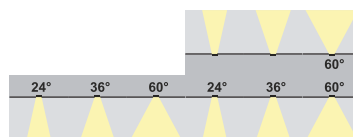
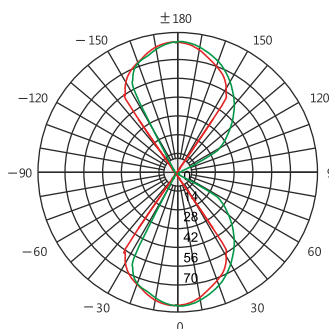
LED - reducing energy consumption with L80/B10/F10 50,000 hrs lifetime.

Standards - manufactured in accordance with tested as per PTPS IEC 62722

CODE	WATTAGE	LUMEN	SIZE mm
1613603	3W	360lm	95 X 78 X 92 H
1613605	5W	600lm	95 X 78 X 92 H
1613606	2X3W	720lm	88 X 78 X 124 H
1613610	2X5W	1200lm	88 X 78 X 124 H



LED	ENERGY STAR	ECO	
55°C	Glowing Wire		
-25°C	Test - 850°		
IP 65	IK 08	UGR <21	SDCM 2.0/3.0
CIDET	EAC	COMPLIANCE	LM-79 TM-21 (lm-80)
PASEL ACCREDITATION	COB	CRI >90	
RoHS	SELV	F	series wiring
CE	COMPLIANCE		
A++	185-265V	50/60Hz	



2700K
3000K
4000K
5000K
6000K
6500K



LED Drivers - PHILIPS **GTI** **MEAN WELL** **ATCI TRIDONIC** | LED Chips - BRIDGELUX **CREE** **SHARP** **SAMSUNG** **PHILIPS** **CITIZEN**

In a continuing effort to offer the best product possible, we reserve the right to change, without notice, specifications or materials that in our opinion will not alter the function of the product. Specification sheets found at www.romaluce.it are the most recent versions and supercede all other printed or electronic versions.