

Objective

This LED landscape lights are an energy-efficient solution for architectural lighting, garden lighting, outdoor accent lighting, tree uplighting, and sign lighting. This item proposed from the experience of Roma Luce team is a warranty in a matter of lumen performances, energy saving, long working lifespan and stylish. The light source is a high efficiency and advanced technology LED system. The housing material is extruded aluminium with anti-corrosion and weatherproof features.

Obiettivo

Le luci a LED di questo tipo sono una soluzione efficiente dal punto di vista energetico per l'illuminazione architettonica, l'illuminazione da giardino, l'illuminazione d'accento esterna, l'illuminazione degli alberi e l'illuminazione dei segnali. Questo articolo proposto dall'esperienza del team di Roma Luce è una garanzia in termini di prestazioni lumen, risparmio energetico, durata della vita lavorativa e stile. La sorgente luminosa è un sistema LED ad alta efficienza e tecnologia avanzata. Il materiale di alloggiamento è in alluminio estruso con caratteristiche anticorrosione e di resistenza alle intemperie.

Description

Housing - Made of dia cast aluminum powder coated with choice of RAL colors.

High corrosion aluminium body with stainless steel screw in additional with rubber silicon gasket.

Diffuser - Tempered clear glass diffuser specially for LED with optical Glass lens.

LED - reducing energy consumption with L80/B10/F10 50,000 hrs lifetime.

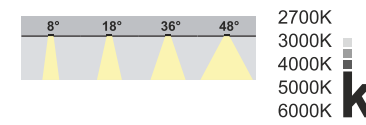
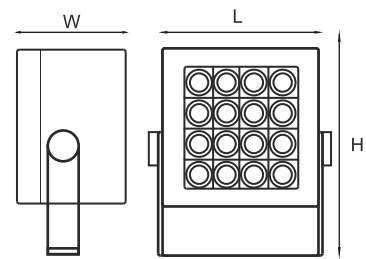
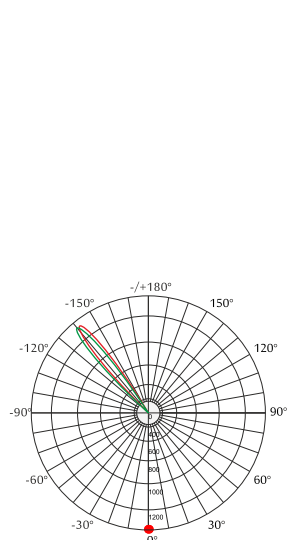
Standards - manufactured in accordance with EN 60598-1 and 60598-2-1

Accessories - Mounting brackets, tree built, spike, cowl.

CODE	WATTAGE	LUMEN	SIZE mm
2143509	9W	1080lm	85 X 80 X 85H
2143518	18W	2160lm	120 X 85 X 120H
2143532	32W	3840lm	150 X 140 X 150H



LED	ENERGY STAR	ECO	
PHASE DIMMING	DALI	1-10 DIMMING	
65°C	Glowing Wire	Test - 850°	
-20°C			
IP 66	IK 08	UGR <21	SDCM 2.0/3.0
CIDET	EAC	COMPLIANCE LM-79 TM-21 LM-80	
PASEL ACCREDITATION	SMD	CRI >90	
ROHS	SELV	F	series wiring
CE	COMPLIANCE	U	
A++	DC 24V	85-265V 50/60Hz	



LED Drivers - PHILIPS GHI MEAN WELL GTCI TRIDONIC LED Chips - BRIDGELUX CREE SHARP SAMSUNG PHILIPS CITIZEN

In a continuing effort to offer the best product possible, we reserve the right to change, without notice, specifications or materials that in our opinion will not alter the function of the product. Specification sheets found at www.romaluce.it are the most recent versions and supercede all other printed or electronic versions.