

Objective

In the classic stylish design, this luminaire is equipped with high efficiency LED system, which provides high performances in a matter of brightness and lumen output while saving energy and guaranteeing low expenses in installation and maintenance. The light emitted is bright, warm and pleasant, completely comfortable and respectable of the human eye health.

Obiettivo

Nel design classic e di stile, questa luminaria è equipaggiata con sistema LED ad alta efficienza, che provvede alte prestazioni in merito di luminosità e resa in lumen risparmiando nel contempo energia e garantendo basse spese di installazione e manutenzione. La luce emessa è brillante, calda e piacevole, completamente confortevole e rispettosa della salute dell'occhio umano.

Description

Housing - Die cast aluminium powder coated with choice of RAL colors

Diffuser - Tempered clear glass.

Reflector - Tiles pattern reflector made by aluminium.

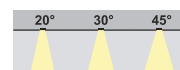
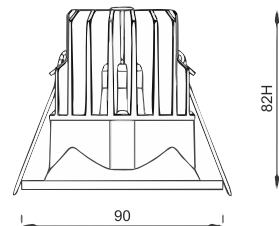
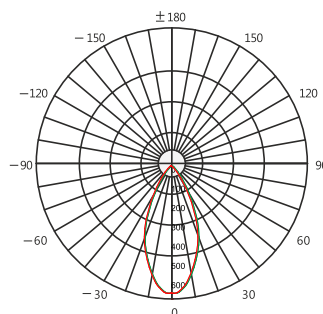
LED - reducing energy consumption with L80/B10/F10 50,000 hrs lifetime.

Standards - manufactured in accordance with tested as per PTPS IEC 62722

CODE	WATTAGE	LUMEN	SIZE mm	
53422110	10W	1300lm	90 X 90 X 82 H	70 X 70
53422220	2X10W	2600lm	173 X 90 X 82 H	155 X 70
53422330	3X10W	3900lm	255 X 100 X 82 H	235 X 70



PHASE DIMMING	DALI	1-10 DIMMING
55°C	Glowing Wire Test - 850°	
-25°C		
IP 44	UGR <19	SDCM 2.0/3.0
	COMPLIANCE LM-79 TM-21 (LF-80)	
PASEL ACCREDITATION	COB	CRI >90
	SELV	series wiring
CE		
A++	85-265V 50/60Hz	



- 2700K
- 3000K
- 4000K
- 5000K
- 6000K
- 6500K



LED Drivers - PHILIPS TRIDONIC | LED Chips - BRIDGELUX PHILIPS

In a continuing effort to offer the best product possible, we reserve the right to change, without notice, specifications or materials that in our opinion will not alter the function of the product. Specification sheets found at www.romaluce.it are the most recent versions and supercede all other printed or electronic versions.