

**Objective**

Classic design with a touch of grit coming in square or parallelepiped shape, this luminaire has a tested IP 65, to be elegant and stylish solution anywhere. The die-cast aluminium body and the tempered glass diffuser guarantee a solid and long lasting product, which is equipped with high efficiency lumen LED system to provide excellent lighting performance. Waste of energy and money are no longer an issue with low consumption energy savings and short payback provided from Sybil. The low glare effect ensures a comfortable light effect for the human eye

**Obiettivo**

Design classico con un tocco di grinta nella forma piazza o parallelepipedo, questa luminaria possiede un testato IP 65, per essere elegante e di stile ovunque. L'armatura di alluminio pressofuso ed il diffusore di vetro temperato garantiscono un articolo solido e durevole, che è equipaggiato di un sistema LED ad alta efficienza per garantire eccellenti prestazioni illuminotecniche. Spreco di energia e denaro non sono più un problema con i bassi consumi ed il risparmio energetico assicurati da Sybil. Il basso effetto abbagliamento assicura un effetto di luce confortevole per l'occhio umano.

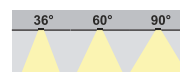
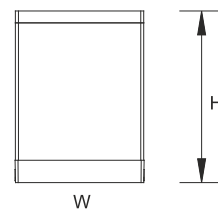
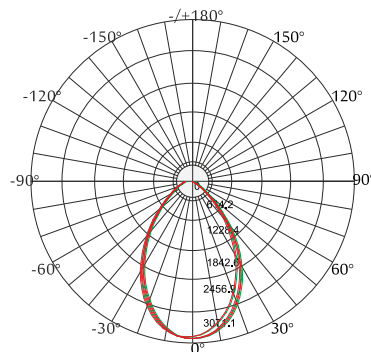
**Description**

- Housing** - Die cast aluminium powder coated with choice of RAL colors
- Diffuser** - Tempered clear glass diffuser.
- Reflector** - Tile pattern anodized aluminum reflector.
- LED** - reducing energy consumption with L80/B10/F10 50,000 hrs lifetime.
- Standards** - manufactured in accordance with tested as per PTPS IEC 62722

CODE	WATTAGE	LUMEN	SIZE mm
5592206	6W	660lm	86 X 86 X 115H
5592208	8W	880lm	118 X 118 X 120H
5592212	12W	1320lm	150 X 150 X 120H
5592218	18W	1980lm	150 X 150 X 120H



LED	ENERGY STAR	ECO	
PHASE DIMMING	REMOTE DIMMING		
65°C	Glowing Wire Test - 850°		
-20°C			
IP 65	IK 10	UGR <19	SDCM 2.0/3.0
CIDET	EAC	COMPLIANCE LM-79 TM-21	LM-80
PASEL ACCREDITATION	COB	CRI >90	
SELV		series wiring	
RoHS			
CE	COMPLIANCE		
A++	85-265V	50/60Hz	



- 2700K
- 3000K
- 4000K
- 5000K
- 6000K
- 6500K



LED Drivers - PHILIPS GTI | MEAN WELL | GTCI TRIDONIC | LED Chips - BRIDGELUX | CREE | SHARP | SAMSUNG | PHILIPS | CITIZEN

In a continuing effort to offer the best product possible, we reserve the right to change, without notice, specifications or materials that in our opinion will not alter the function of the product. Specification sheets found at [www.romaluce.it](http://www.romaluce.it) are the most recent versions and supercede all other printed or electronic versions.