

Objective

Typical vintage design available as a wall or bollard luminaire, to ensure a stylish and welcoming atmosphere at the entrance of the home in in the garden landscape. High IP rate and high quality raw materials to create a luminaire completely weatherproof, even in difficult temperatures or very high humidity percentages. The LED also ensures the long working life span of the product.

Obiettivo

Design vintage tipico disponibile come lanterna da parete oppure nella versione "colonnina", per assicurare un atmosfera accogliente e di stile all'ingresso della casa e nel paesaggio del giardino. L'elevato livello di IP e le materie prime di alta qualità contribuiscono a creare una lampada completamente a prova di meteo, anche con temperature difficili o alte percentuali di umidità. Il LED assicura anche la lunga vita di funzionamento del prodotto.

Description

Housing - Made of die cast aluminum powder coated with choice of RAL color


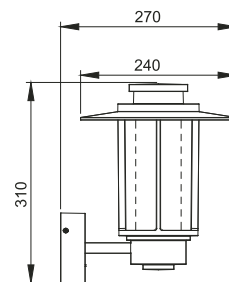
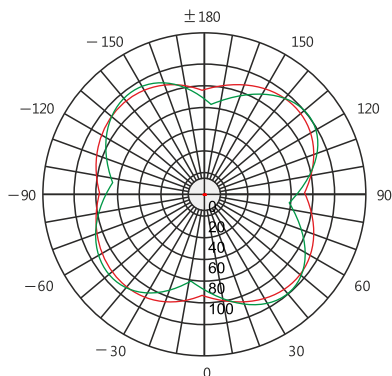
Diffuser - Opal PMMA Double Polycarbonate diffuser specially for LED

Standards - manufactured in accordance with tested as per PTPS IEC 62722

CODE	WATTAGE	LUMEN	SIZE mm
1610308	8W	760lm	Ø240 X 310 H
1610312	12W	1140lm	Ø240 X 310 H
1610314	14W	1260lm	Ø240 X 310 H



LED	ENERGIE STAR	ECO
55°C	Glowing Wire	
-25°C	Test - 850°	
IP 65	IK 08	UGR <21
		SDCM 2.0/3.0
CIDET	EAC	COMPLIANCE
		LM-79 TM-21 (TM-80)
PASEL ACCREDITATION	SMD E27	CRI >90
		series wiring
RoHS	SELV	F
		series wiring
CE	COMPLIANCE	U
A++	185-265V	50/60Hz



LED Drivers - PHILIPS **GTI** **MEAN WELL** **ATCI TRIDONIC** LED Chips - BRIDGELUX **CREE** **SHARP** **SAMSUNG** **PHILIPS** **CITIZEN**

In a continuing effort to offer the best product possible, we reserve the right to change, without notice, specifications or materials that in our opinion will not alter the function of the product. Specification sheets found at www.romaluce.it are the most recent versions and supercede all other printed or electronic versions.