

Objective

Classic shape and distinguished design in pure functionality, the product has its own integrated driver to minimize overall dimensions. Available in different colours and with a choice of optical accessories, can be suspended in the track system or in a classic ceiling. Versatile and beautiful, this type of luminaire delivers high quality light results thanks to its LED COB chip. The elegance of its design makes this item suitable for any indoor application as projector, pendant or accent light

Obiettivo

Forme classiche e design distinto in pura funzionalità, l'articolo si presenta con il suo driver integrato che minimizza le dimensioni complessive. Disponibile in vari colori con una scelta di accessori ottici, può essere anche sospeso in un sistema "a binario" o in un classico soffitto. Versatile e molto bello, questo tipo di articolo garantisce risultati luminosi di alta qualità grazie al suo chip LED COB. L'eleganza del suo design rende il prodotto adatto per ogni installazione d'interni come pendente o luce d'accento.

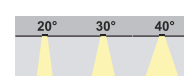
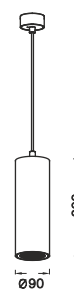
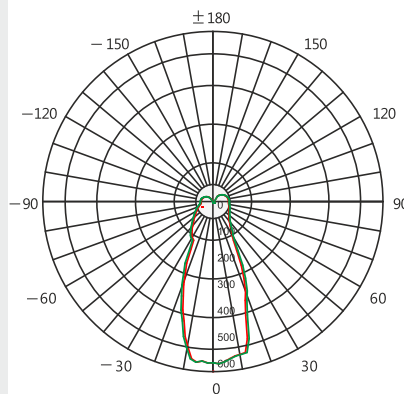
Description

- Housing** - Die cast aluminium cylindrical tube with selection of powder coating RAL.
- Diffuser** - Clear tempered glass or optical PMMA lens.
- Reflector** - Anodized aluminium internal built reflector.
- LED** - reducing energy consumption with L80/B10/F10 50,000 hrs lifetime.
- Standards** - manufactured in accordance with tested as per PTPS IEC 62722
- Colors** - White / Black, Black, Black / Gold.
- Accessories** - Ceiling kit, track adaptor, woven glass, cowl

CODE	WATTAGE	LUMEN	SIZE mm
9521912	12W	1320lm	Ø63 X 240H
9521924	24W	2640lm	Ø90 X 260H



PHASE DIMMING	LED	ENERGY STAR	
55°C	Glowing Wire Test - 850°		
-25°C			
IP 40	IK 08	UGR <19	SDCM 2.0/3.0
CIDET	EAC	COMPLIANCE LM-79 TM-21	LMF-80
PASEL ACCREDITATION	COB	CRI >90	
ROHS	SELV	F	ECO
CE	COMPLIANCE	U	
A++	85~265V	50/60Hz	



2700K
3000K
4000K
5000K
6000K



LED Drivers - PHILIPS **GTI** **MEAN WELL** **GTCL TRIDONIC** LED Chips - BRIDGELUX **CREE** **SHARP** **SAMSUNG** **PHILIPS** **CITIZEN**

In a continuing effort to offer the best product possible, we reserve the right to change, without notice, specifications or materials that in our opinion will not alter the function of the product. Specification sheets found at www.romaluce.it are the most recent versions and supercede all other printed or electronic versions.