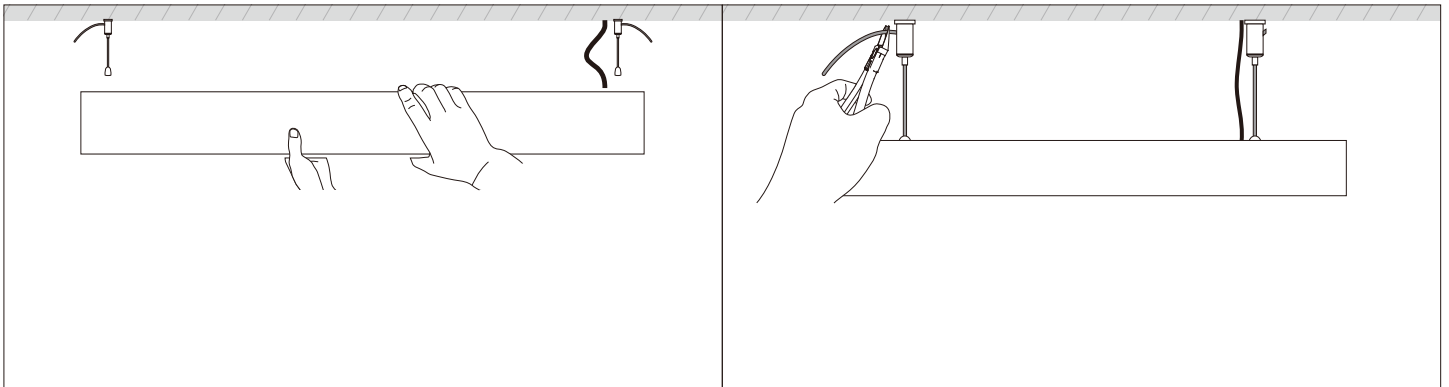


*****INSTALLATION MANUAL*******Safety tips before starting**

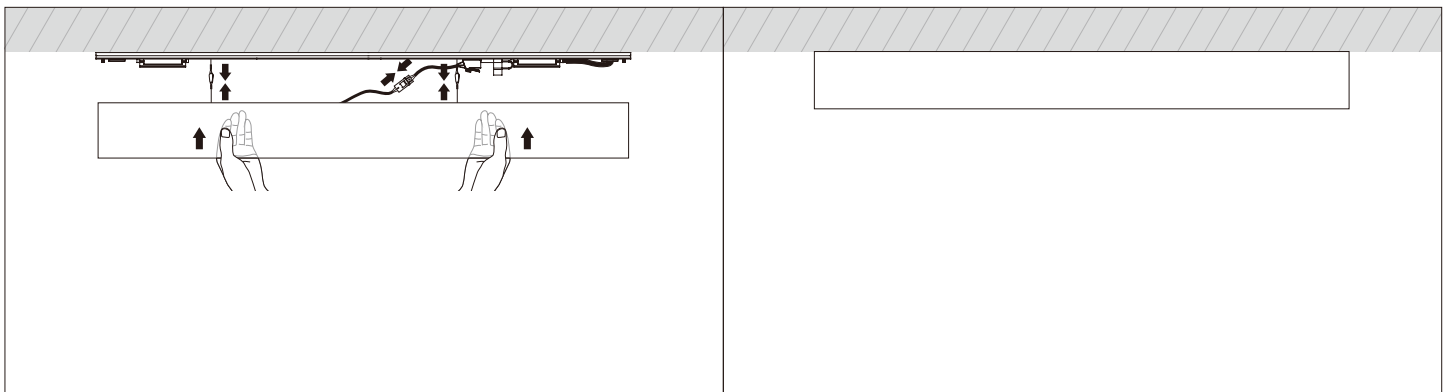
- *Let always an expert/authorized technician make the installation.
- *Before you start please shut off the power to prevent electric shock.
- *The products with energetic class II do not require the Earth / Ground connection so please do not connect the neutral if is not required. Instead, if the item is class energetic I, please do connect the neutral to Earth.
- *Consider always to leave some space for the heat sink of the led device, it need it to cool down after use
- *Do not connect any Led device without its recommended driver
- *Your individual product may vary from the design shown in the pictures
- *Do not disassemble your product
- *If any modification is made in the item or any wrong installation cause any damage to it, the warranty will be invalidated.

■ Suspended installation**Thanks for your purchase !**

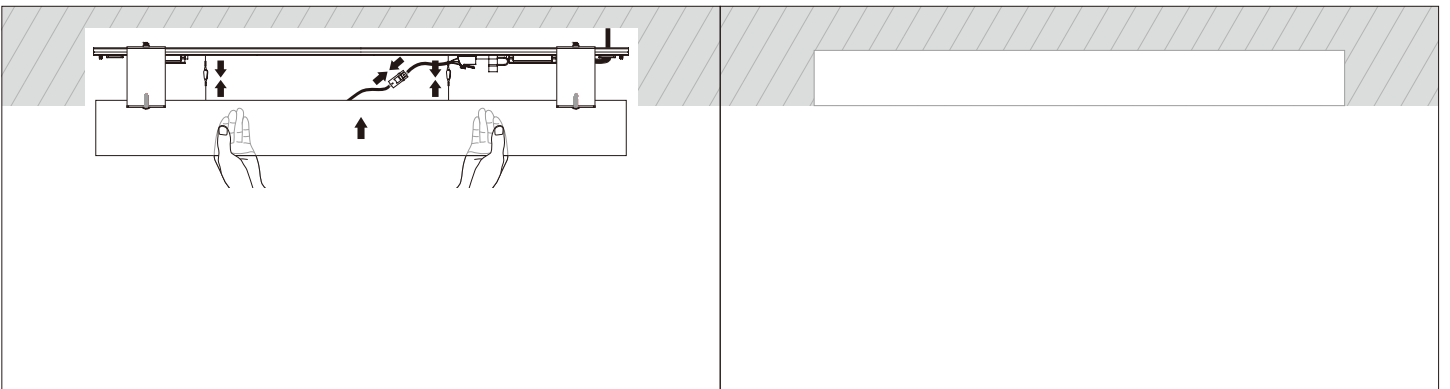


INSTALLATION MANUAL

■ Surface mounted installation



■ Recessed installation



*Please note that the item is proposed with suspended installation kit by standard.

If you are planning to proceed surface or recessed application you will need to order the product with the related installation accessories.

Thanks for your purchase !