

Objective

Whether for a new building or renovation of an existing space, customers want lighting solutions that provide quality of light and substantial energy and maintenance savings. The livorno Wall-mounted range of LED products can be used to replace traditional wall-mounted luminaires incorporating compact fluorescent lamps. The process of selecting, installing and maintaining is so easy – it's a simple switch. very elegant light effect with option of direction and beam angel reflection.

Obiettivo

Sia che si tratti di un nuovo edificio o di una ristrutturazione di uno spazio esistente, i clienti desiderano soluzioni di illuminazione che offrano qualità della luce e sostanziali risparmi energetici e di manutenzione. La gamma livorno di prodotti a LED a parete può essere utilizzata per sostituire i tradizionali apparecchi a parete che incorporano lampade fluorescenti compatte. Il processo di selezione, installazione e manutenzione è così semplice: è un semplice passaggio. effetto luce molto elegante con opzione di direzione e riflesso dell'angolo del fascio.

Description

Housing - Pure die cast aluminum body in anodized or powder coating finishes.

Diffuser - Clear polycarbonate diffuser with optical function.

LED - reducing energy consumption with L80/B10/F10 50,000 hrs lifetime.

Standards - manufactured in accordance with tested as per PTPS IEC 62722

Colors - Titanium anodized, Silver anodized, Black powder coated

White powder coated.

CODE	WATTAGE	LUMEN	SIZE mm
1623006	6W	610lm	100 X 100 X 100 H
1623010	10W	1435lm	120 X 120 X 120 H
1623012	2 X 6W	1220lm	100 X 100 X 100 H
1623020	2 X 10W	2840lm	120 X 120 X 120 H



LED

PHASE DIMMING ENERGY STAR ECO

55°C -25°C

Glowing Wire Test - 850°

IP 65 IK 08 UGR <21 SDCM 2.0/3.0

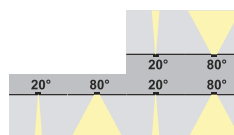
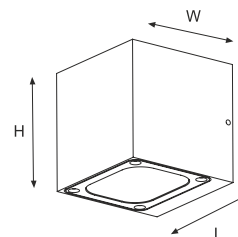
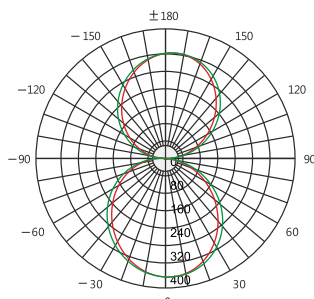
CIDET EAC COMPLIANCE LM-79 TM-21 LM-80

PASEL ACCREDITATION COB CRI >90

ROHS SELV F series wiring

CE COMPLIANCE U

A++ 185-265V 50/60Hz



- 2700K
- 3000K
- 4000K
- 5000K
- 6000K
- 6500K



LED Drivers - PHILIPS GTCI MWM GTCI TRIDONIC LED Chips - BRIDGELUX CREE SHARP SAMSUNG PHILIPS CITIZEN

In a continuing effort to offer the best product possible, we reserve the right to change, without notice, specifications or materials that in our opinion will not alter the function of the product. Specification sheets found at www.romaluce.it are the most recent versions and supercede all other printed or electronic versions.