

**Objective**

Locanda Family has many different models, but they all have one thing in common: its quite small tubular shape or round circle shape is what defines this range of lighting fixtures. Whether in single-use or accompanied by another cylinder or decorative light to make it directional lighting effect or reading light flux, this one is always a beauty. As a surface mounted or Simi recessed on the wall for some range of the family Locanda comes in many playful finishing colors. To complete the range, also wall-mounted versions are available high-efficiency low consumption of power applicable to modification of details to match customer requirements.

**Obiettivo**

La famiglia Locanda è costituita di molti modelli differenti, ma tutti sono accomunati da una caratteristica che ne definisce la gamma: la forma, tubolare o circolare che sia, è di dimensioni sensibilmente ridotte. Questa peculiarità definisce la bellezza ed eleganza dell'effetto di luce risultante, assicurando un risultato perfetto nell'utilizzo della luminaria tanto come solista, quanto accompagnata da una qualunque altra luminaria a scopo prettamente architettuale o decorativo. Gli articoli di categoria montati a superficie o ad incasso, sono disponibili in svariati colori di rifinitura. A completare il pacchetto, la reperibilità degli apparecchi ad alta efficienza e basso consumo energetico anche con dettagli personalizzabili mirati a soddisfare qualunque esigenza del cliente.

**Description**

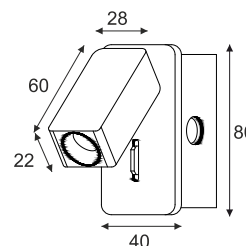
**Housing** - Made of die cast aluminum powder coated with choice of RAL color

**Diffuser** - PMMA optical lens specially for LED

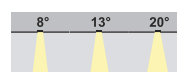
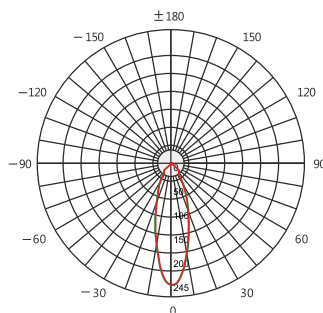
**LED** - reducing energy consumption with L80/B10/F10 50,000 hrs lifetime.

**Standards** - manufactured in accordance with tested as per PTPS IEC 62722

CODE	WATTAGE	LUMEN	SIZE mm	
9400202	2W	200lm	22X28X60H	72X33



PHASE DIMMING		LED	ECO
55°C	Glowing Wire Test - 850°		
-25°C			
IP 44	IK 06	UGR <19	SDCM 2.0/3.0
	EAC	COMPLIANCE LM-79 TM-21	
PASEL ACCREDITATION	COB	CRI >90	
	SELV		series wiring
CE			U
<b>A++</b>	85-265V	50/60Hz	



2700K  
3000K  
4000K  
5000K



LED Drivers - PHILIPS TRIDONIC | LED Chips - BRIDGELUX PHILIPS

In a continuing effort to offer the best product possible, we reserve the right to change, without notice, specifications or materials that in our opinion will not alter the function of the product. Specification sheets found at [www.romaluce.it](http://www.romaluce.it) are the most recent versions and supercede all other printed or electronic versions.