

Objective

Different designs and sizes for a little recessed spotlights available in 6, 10, 13 watt power. The waterproof emitted light is bright, homogeneous and comfortable, the application are many. Equipped with high technology LED light source, Waterino promises consistent energy savings and a long work life span. The lighting result are guaranteed for all the life of the product. The family is divided in two different lines because of the different IP range: one line is suitable for indoor applications, the second one is perfect even in outdoor locations (great choice above the mirror in the bathroom, sauna, Jacuzzi).

Obiettivo

Design e taglie differenti per un piccolo faretto disponibile in potere watt di 6, 10, 13. La luce emessa è brillante, omogenea e confortevole, gli utilizzi possibili sono svariati. Equipaggiato con sorgente LED ad alta tecnologia, Waterino promette consistente risparmio energetico e una lunga vita di funzionamento. I risultati illuminotecnici sono garantiti per l'intera vita del prodotto. La famiglia è suddivisa in due linee differenti a cause del diverso valore IP: una linea è adatta per essere applicata in ambienti interni, la seconda è perfetta anche in luoghi all'aperto (scelta eccellente al di sopra dello specchio del bagno, in sauna, in Jacuzzi).

Description

Housing - Die cast aluminium powder coated with choice of RAL colors


Diffuser - Clear or frosted tempered glass.

Reflector - Pure anodized aluminum reflector.

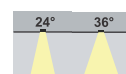
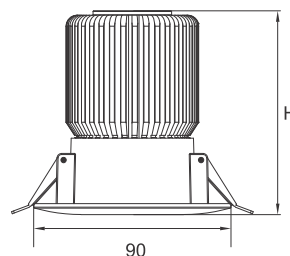
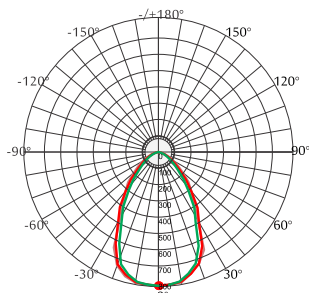
LED - reducing energy consumption with L80/B10/F10 50,000 hrs lifetime.

Standards - manufactured in accordance with tested as per PTPS IEC 62722, EN 60598-1

CODE	WATTAGE	LUMEN	SIZE mm	Ø
6074106	06W	720lm	90 X 90 X 85 H	Ø80
6074110	10W	1200lm	90 X 90 X 95 H	Ø80
6074113	13W	1560lm	90 X 90 X 95 H	Ø80



LED	ECO		
PHASE DIMMING	DALI	1-10 DIMMING	
55°C	Glowing Wire		
-25°C	Test - 850°		
IP 65	UGR <19	SDCM 2.0/3.0	
CIDET	EAC	COMPLIANCE	
		LM-79 TM-21	LM-80
PASEL ACCREDITATION	COB	CRI >90	
ROHS	SELV	F	series wiring
CE	COMPLIANCE		
A++	85-265V	50/60Hz	



- 2700K
- 3000K
- 4000K
- 5000K
- 6000K
- 6500K



LED Drivers - PHILIPS **GTI** **MEAN WELL** **ATCI TRIDONIC** LED Chips - BRIDGELUX **CREE** **SHARP** **SAMSUNG** **PHILIPS** **CITIZEN**

In a continuing effort to offer the best product possible, we reserve the right to change, without notice, specifications or materials that has recent technology will not alter the function of the product. Specification sheets found at www.romaluce.it are the most recent versions and supercede all other printed or electronic versions.