

Objective

Frameless installation (which is very simple to do) in false ceiling, with the body in die cast aluminium which gives to the product that look of tough and professional at the same time, the luminaire is pure efficiency. The high quality Led system ensures an elevated luminous flux while paying attention to environment: the energy saving with this product is up to 90% if compared with the old halogen. The high definition optics, meticulously studied and made of metallised highly resistant thermoplastic material, and the integrated black anti-glare screen are the warranty of a really professional light effect: pure, uniform and highly visual comfortable.

Obiettivo

Adatta per l'installazione (che è veramente semplice) nel controsoffitto, con il corpo di alluminio pressofuso che dà al prodotto quell'aria tosta e professionale allo stesso tempo, la luminaria è pure efficienza. L'alta qualità del sistema LED assicura un elevato flusso luminoso facendo attenzione anche all'ambiente: il risparmio energetico concesso da questo prodotto è fino al 90% se comparato alle vecchie alogene. L'ottica di alta definizione, meticolosamente studiata e fatta di termoplastica metallizzata altamente resistente, e lo schermo anti abbagliamento integrato sono la garanzia di un risultato di luce davvero professionale: puro, uniforme ad altamente confortevole per la vista.

Description

Housing - Die cast aluminium with PVC coated with option of black or white powder coated trim fixture choice of RAL colors.


Diffuser - Special PMMA optical high definition lens.

Reflector - Anodized black or white low glare aluminium reflector.

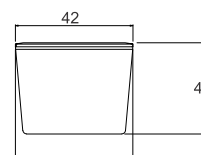
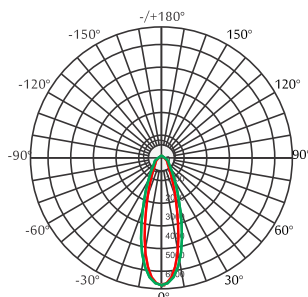
LED - reducing energy consumption with L80/B10/F10 50,000 hrs lifetime.

Standards - manufactured in accordance with tested as per PTPS IEC 62722, EN 60598-1

CODE	LED's	WATTAGE	LUMEN	SIZE mm	Ø	
6095002	1	2W	240lm	42 X 42 X 49 H	45 X 45	✱
6095004	2	4W	480lm	42 X 72 X 49 H	75 X 45	✱
6095010	5	10W	1200lm	42 X 115 X 49 H	120 X 45	✱
6095020	10	20W	2400lm	42 X 277 X 49 H	280 X 45	
6095030	15	30W	3600lm	42 X 410 X 49 H	420 X 45	



GROUP DIMMING	LED	ENERGY STAR	
PHASE DIMMING	DALI	1-10 DIMMING	
55°C	Glowing Wire	-25°C	Test - 850°
IP 54	ECO	UGR <19	SDCM 2.0/3.0
CIDET	EAC	COMPLIANCE LM-79 TM-21	LMF-80
PASEL ACCREDITATION	COB	CRI >90	
ROHS	SELV	F	series wiring
CE	COMPLIANCE	U	
A++	85~265V	50/60Hz	



12°	24°	36°	60°
2700K	3000K	4000K	5000K
6000K	6500K		

LED Drivers - PHILIPS GTI MEAN WELL GTCI TRIDONIC LED Chips - BRIDGELUX CREE SHARP SAMSUNG PHILIPS CITIZEN

In a continuing effort to offer the best product possible, we reserve the right to change, without notice, specifications or materials that has recent technology will not alter the function of the product. Specification sheets found at www.romaluce.it are the most recent versions and supercede all other printed or electronic versions.