

Objective

The panel light is one of the most popular luminaire for commercial lighting, with continuous modification of its design, light efficiency, CRI and UGR level, smart function. We try always to be capable of satisfying the requirements providing for our customers helpful and valid solutions. Here our reply is I-Switch Profilo, suitable for the recessed installation in classic or modular ceiling, with fitting options for gypsum ceilings. The main applications are in shops and offices. This product invented for details lovers where the drop part of diffuser add lovely design touch to the ceiling.

Obiettivo

La luce del pannello è uno degli apparecchi di illuminazione più popolari per l'illuminazione commerciale, con continue modifiche al design, efficienza della luce, livello CRI e UGR, funzione intelligente. Cerchiamo sempre di essere in grado di soddisfare i requisiti fornendo ai nostri clienti soluzioni utili e valide. Qui la nostra risposta è I-Switch Profilo, adatto per l'installazione ad incasso nel soffitto classico o modulare, con opzioni di montaggio per soffitti in gesso. Le principali applicazioni sono in negozi e uffici. Questo prodotto è stato inventato per gli amanti dei dettagli in cui la parte a goccia del diffusore aggiunge un tocco di design incantevole al soffitto.

Description

Housing - Extruded Aluminum frame powder coated with different RAL color option.

Diffuser - PMMA opal low UGR diffusing sheet.

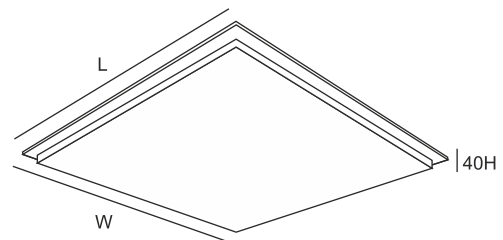
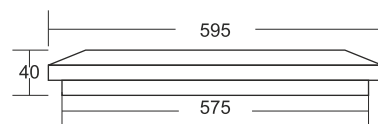

LED - reducing energy consumption with L80/B10/F10 50,000 hrs lifetime.

Standards - manufactured in accordance with tested as per PTPS IEC 62722

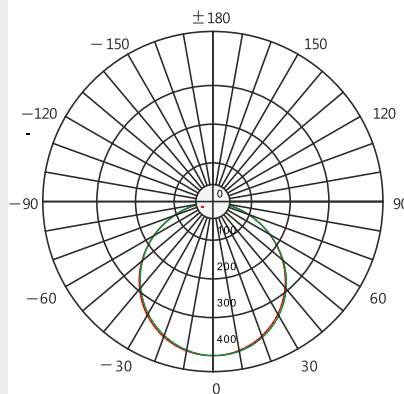
Mounting Methods - Dampa aluminum ceiling, lay in, suspended, recessed clips.

Accessories - Pushing Frame for aluminum grid ceiling, suspension kit, clips.

CODE	WATTAGE	LUMEN	SIZE mm
9537836	36W	3960lm	595 X 595 X 40H
9537840	40W	4400lm	595 X 595 X 40H
9537940	40W	4400lm	295 X 1195 X 40H
9538060	60W	6600lm	595 X 1195 X 40H



LED	ECO	TRIO CCT
PHASE DIMMING	DALI	1-10 DIMMING
55°C	Glowing Wire Test - 850°	
-25°C		
IP 54	IK 06	UGR <19
		SDCM 2.0/3.0
CIDET	EAC	COMPLIANCE LM-79 TM-21 LM-80
PASEL ACCREDITATION	SMD	CRI >90
SELV	F	series wiring
RoHS		
CE	COMPLIANCE	U
A++	85-265V	50/60Hz



113°
TRIO
3000K
4000K
6000K



LED Drivers - PHILIPS GHI MEAN WELL GTCI TRIDONIC LED Chips - BRIDGELUX CREE SHARP SAMSUNG PHILIPS CITIZEN

In a continuing effort to offer the best product possible, we reserve the right to change, without notice, specifications or materials that in our opinion will alter the function of the product. Specification sheets found at www.romaluce.it are the most recent versions and supercede all other printed or electronic versions.