

Objective

All the tappa family wears the signature of quality and beauty of a regnant in the spotlights world. Available in a choice of options in a matter of design and power, plus the chance to more than easily replace the LED source with another one, same or different it will be. This item is pure functionality and adaptable to every requirement. The high efficiency of the LED source ensures excellent performances and low consumptions. Energy and economy savings are a little advantage compared to the design of this item, which makes technicians and artists in love with it.

Obiettivo

Tutta la famiglia porta la firma della qualità ed eleganza di un regnante nel mondo dei faretti da incasso. Disponibile in una scelta di opzioni per quanto concerne il design e la potenza, più l'opportunità di sostituire più che facilmente la sorgente LED con un'altra, sia essa uguale o differente. Questo articolo è pura funzionalità ed adattabile per ogni esigenza. La sorgente LED ad alta efficienza assicura eccellenti performance e bassi consumi. risparmio energetico ed economico sono niente più che un piccolo vantaggio se comparati al design di questo prodotto, che si fa amare sia dai tecnici che dagli artisti.

Description

Housing - Die cast aluminum powder coated with choice of RAL colors

Diffuser - PMMA optical function high definition lens.

Reflector - Anti glare lower ring reflector.

LED - reducing energy consumption with L80/B10/F10 50,000 hrs lifetime.

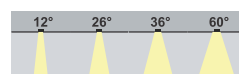
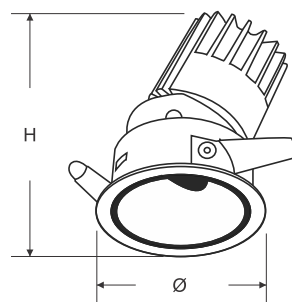
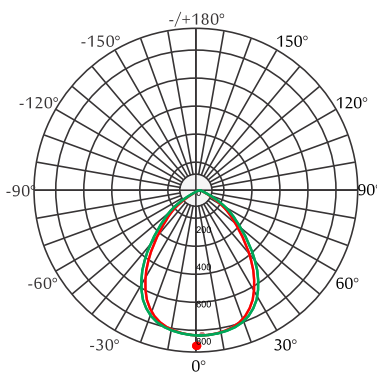
Standards - manufactured in accordance with tested as per PTPS IEC 62722

Color - White, Bronze, Black

CODE	WATTAGE	LUMEN	SIZE mm	Ø
6099008	8W	880lm	Ø75 X 92 H	Ø65mm
6099015	15W	1650lm	Ø87 X 109 H	Ø80mm
6099025	25W	2750lm	Ø110 X 131 H	Ø100mm
6099035	35W	3850lm	Ø135 X 155 H	Ø125mm



LED	ENERGY STAR	ECO	
PHASE DIMMING	DALI	1-10 DIMMING	
55°C	Glowing Wire Test - 850°		
-25°C			
IP 44	Adjusting	UGR <19	SDCM 2.0/3.0
CIDET	EAC	COMPLIANCE LM-79 TM-21	LM-80
PASEL ACCREDITATION	COB	CRI >90	
SELV	F	series wiring	
ROHS			
CE	COMPLIANCE		
A++	85-265V	50/60Hz	



- 2700K
- 3000K
- 4000K
- 5000K
- 6000K
- 6500K



LED Drivers - PHILIPS GTI | LED Chips - BRIDGELUX, CREE, SHARP, SAMSUNG, PHILIPS, CITIZEN

In a continuing effort to offer the best product possible, we reserve the right to change, without notice, specifications or materials that in our opinion will not alter the function of the product. Specification sheets found at www.romaluce.it are the most recent versions and supercede all other printed or electronic versions.