

Objective

The Zeus LED delivers a high degree of visual comfort with an elegant design to enhance any setting. Both during the day and at night, this luminaire is characterized by a subtle charm. The Zeus luminaire integrates the latest cutting edge solutions. The combination of LED technology, a driver working within a constant flux system and a driving system which makes it possible to achieve energy savings that can reach up to 75% compared with luminaires equipped with traditional light sources.

Obiettivo

Il LED Zeus offre un elevato livello di comfort visivo con un design elegante per migliorare qualsiasi impostazione. È disponibile in un'ampia gamma di versioni per adattarsi a tutti gli ambienti. Sia di giorno che di notte, questo apparecchio è caratterizzato da un sottile fascino. L'apparecchio Zeus integra le ultime soluzioni all'avanguardia. La combinazione della tecnologia LED, un driver che opera all'interno di un sistema a flusso costante e un sistema di guida che consente di ottenere un risparmio energetico che può raggiungere il 75% rispetto agli apparecchi con sorgenti luminose tradizionali.

Description

Housing - Made of dia cast aluminum with choice of RAL color corrosion & salt resistance polyester coating.

Diffuser - Clear tempered glass with optical PMMA lens.

Reflector - Polished anodized aluminum reflector along.

LED - reducing energy consumption with L80/B10/F10 50,000 hrs lifetime.

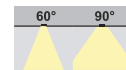
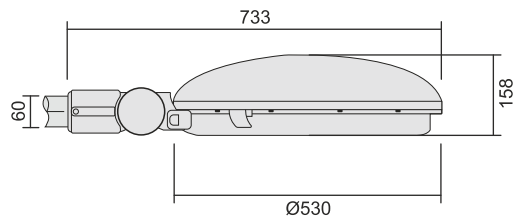
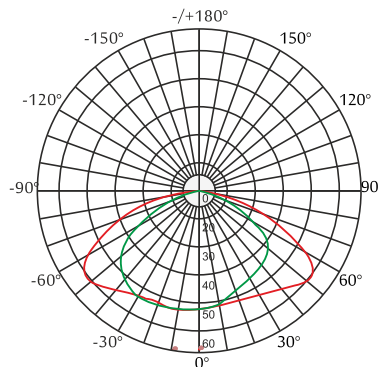
Standards - manufactured in accordance with EN 61643-11

Accessories - Surge protection device up 10KV, (OTP) Automatic temperature control device in events of unexpected LED temperature rised.

CODE	WATTAGE	LUMEN	SIZE mm
13361060	60W	8400lm	Ø530 X 733 X 158 H
13361080	80W	11200lm	Ø530 X 733 X 158 H
13361100	100W	14000lm	Ø530 X 733 X 158 H



LED	ENERGY STAR	ECO
PHASE DIMMING	DALI	1-10 DIMMING
65°C	Glowing Wire Test - 850°	
-20°C	IP 66	IK 08
UGR <22	SDCM 2.0/3.0	COMPLIANCE LM-79 TM-21 (lm-80)
CIDET	EAC	
PASEL ACCREDITATION	SMD	CRI >90
ROHS	SELV	series wiring
CE	COMPLIANCE	U
A++	220~265V 50/60Hz	



- 2700K
- 3000K
- 4000K
- 5000K
- 6000K
- 6500K



LED Drivers - PHILIPS **GTI** **MEAN WELL** **GTCL TRIDONIC** LED Chips - BRIDGELUX **CREE** **SHARP** **SAMSUNG** **PHILIPS** **CITIZEN**

In a continuing effort to offer the best product possible, we reserve the right to change, without notice, specifications or materials that in our opinion will not alter the function of the product. Specification sheets found at www.romaluce.it are the most recent versions and supercede all other printed or electronic versions.