

**Objective**

Perfect for warehouse lighting, workshop lighting, factory lighting, tunnel lighting, supermarket lighting, big-box retail lighting or landscape, and more: this compact LED high-bay shines brightly in reliability and performance in critical circumstances. Using powerful LEDs, Plutone emits 28000 lumens of bright natural white light. The 200 watt LED light is comparable to a 500 watt metal-halide (MH) fixture. And with a life expectancy that's 3 times as long as MH fixtures, the LED light reduces costly repairs and the need for replacements

**Obiettivo**

Perfetto per illuminazione di magazzino, illuminazione di officine, illuminazione di fabbrica, illuminazione di tunnel, illuminazione di supermercati, illuminazione di negozi di grandi dimensioni o paesaggio, e altro ancora: questo LED compatto ad alta luminosità brilla in affidabilità e prestazioni in circostanze critiche. Utilizzando potenti LED, Plutone emette 28000 lumen di luce bianca naturale brillante. La luce a LED da 200 watt è paragonabile a un apparecchio a ioduri metallici da 500 watt (MH). E con un'aspettativa di vita che è 3 volte più lunga degli apparecchi MH, la luce LED riduce le riparazioni costose e la necessità di sostituzioni.

**Description**

**Housing** - Made of die cast aluminum housing with extruded aluminum heat sink equipped with rubber gasket for weatherproof and high humidity area application

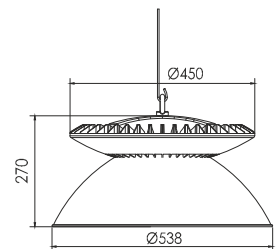
**Diffuser** - Special glass optical lens diffuser for LED

**LED** - reducing energy consumption with L80/B10/F10 50,000 hrs lifetime.

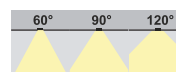
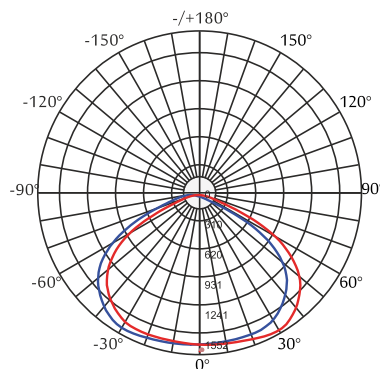
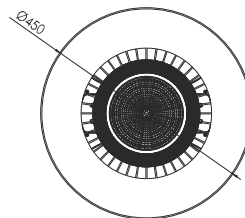
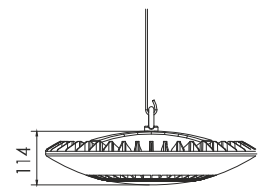
**Standards** - manufactured in accordance with EN 60598-1 and 60598-2-1

**Accessories** - Dome reflector, Hanging chain kit

CODE	WATTAGE	LUMEN	SIZE mm
17033050	50W	7000lm	Ø450 X 114 H
17033100	100W	14000lm	Ø450 X 114 H
17033150	150W	21000lm	Ø450 X 114 H
17033200	200W	28000lm	Ø450 X 114 H



Light Dome as Additional Accessories



- 2700K
- 3000K
- 4000K
- 5000K
- 6000K
- 6500K



LED	ENERGY STAR	ECO
PHASE DIMMING	DALI	1-10 DIMMING
55°C	Glowing Wire Test - 850°	
-25°C		
IP 67	IK 10	UGR <22
		SDCM 2.0/3.0
CIDET	EAC	COMPLIANCE LM-79 TM-21 LM-80
PASEL ACCREDITATION	HP SMD	CRI >90
ROHS	SELV	series wiring
CE	COMPLIANCE	U
<b>A++</b>	85-265V 50/60Hz	

LED Drivers - PHILIPS GTI MEAN WELL GTCI TRIDONIC LED Chips - BRIDGELUX CREE SHARP SAMSUNG PHILIPS CITIZEN

In a continuing effort to offer the best product possible, we reserve the right to change, without notice, specifications or materials that in our opinion will not alter the function of the product. Specification sheets found at www.romaluce.it are the most recent versions and supercede all other printed or electronic versions.