

Objective

The full LIMBO MAGNETE SLIM series comes from one basic idea: the freedom to position the lights as you want in the track and move them anytime you like to. This idea has become reality thanks to the magnet at the top of all the products of this series. Our new system is really innovative and the installation is something you can manage by yourself for how easy it is. LIMBO MAGNETE is a projector, combinable system for track. Resulting recessed in the track itself, is a discreet and elegant solution even between a linear and the other.

Obiettivo

L'intera serie LIMBO MAGNETE SLIM nasce da un'idea di base: la libertà di posizionare le luci come si desidera in pista e di spostarle in qualsiasi momento. Questa idea è diventata realtà grazie al magnete nella parte superiore di tutti i prodotti di questa serie. Il nostro nuovo sistema è davvero innovativo e l'installazione è qualcosa che puoi gestire da solo per quanto è facile. LIMBO MAGNETE è un proiettore, sistema combinabile per binario. L'incasso risultante nella traccia stessa, è una soluzione discreta ed elegante anche tra un lineare e l'altro.

Description

Housing - Die cast aluminium with option of black & white finish.

Reflector - Optical PMMA Lens.

LED - reducing energy consumption with L80/B10/F10 50,000 hrs lifetime.

Standards - manufactured in accordance with EN 60598-1 and 60598-2-1

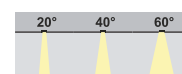
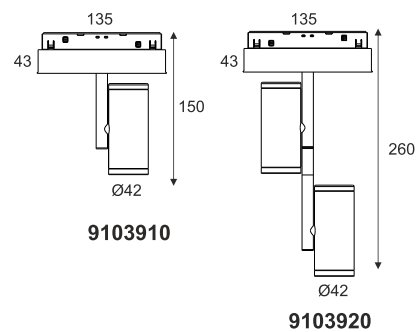
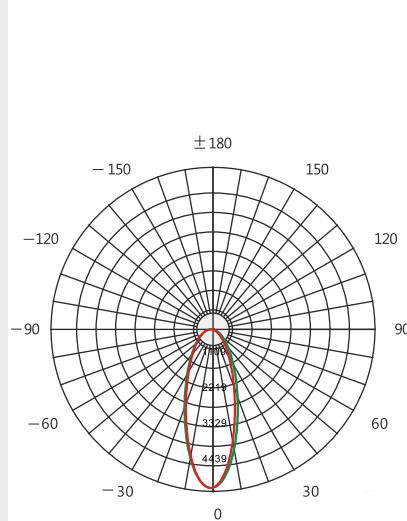
CODE	WATTAGE	LUMEN	SIZE mm
9103910	10W	1250lm	Ø42 X 135 X 150H
9103920	2X10W	2500lm	Ø42 X 135 X 260H



Mounting Accessories



LED	ECO
PWM / 2.4Gwifi Controller	
55°C	Glowing Wire Test - 850°
-25°C	
IP 40	Adjustable
UGR <19	SDCM 2.0/3.0
COMPLIANCE	LM-79 TM-21 LM-80
CIDET	EAC
PASEL ACCREDITATION	COB
CRI >90	
SELV	F
RoHS	ENERGY STAR
CE	COMPLIANCE
U	
A++	DC 48V



3000K
4000K
5000K



LED Drivers - PHILIPS GTI MEAN WELL GTCI TRIDONIC LED Chips - BRIDGELUX CREE SHARP SAMSUNG PHILIPS CITIZEN

In a continuing effort to offer the best product possible, we reserve the right to change, without notice, specifications or materials that in our opinion will not alter the function of the product. Specification sheets found at www.romaluce.it are the most recent versions and supercede all other printed or electronic versions.