

Objective

Interchangeable accessory frame for a customized light effect that matches personal taste. Minimal design to adjust in all architectural styles. Top range performance with high efficiency and so considerable savings, with a closer look to environmental safeguard in its led light's green features. We welcome Shadow, new born of Roma Luce Italy.

Obiettivo

Cornice accessoria intercambiabile per un effetto di luce personalizzato che corrisponde al gusto personale. Design minimale per adattarsi a tutti gli stili architettonici. Prestazioni al top di gamma con un'elevata efficienza e quindi un notevole risparmio, con uno sguardo più attento alla salvaguardia dell'ambiente nelle caratteristiche green della sua luce a led. Diamo il benvenuto a Shadow, neonato di Roma Luce Italia.

Description

Housing - Pure die cast aluminum body in anodized or powder coating finishes.

Diffuser - Clear polycarbonate or metal grille shade.

LED - reducing energy consumption with L80/B10/F10 50,000 hrs lifetime.

Standards - manufactured in accordance with tested as per PTPS IEC 62722

CODE	WATTAGE	LUMEN	SIZE mm
1624710	10W	1100lm	120 X 113 X 229 H



LED

PHASE DIMMING

ENERGY STAR

ECO

55°C

-25°C

Glowing Wire Test - 850°

IP 65

IK 08

UGR <21

SDCM 2.0/3.0

CIDET

EAC

COMPLIANCE

LM-79 TM-21

LM-80

PASEL ACCREDITATION

COB

CRI >90

SELV

ROHS

F

series wiring

CE

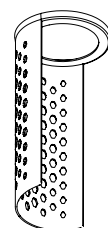
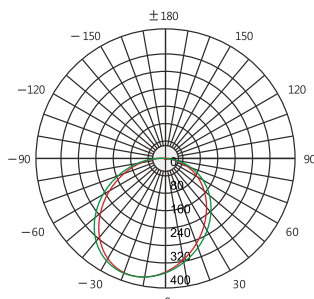
COMPLIANCE

U

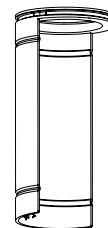
A++

185-265V

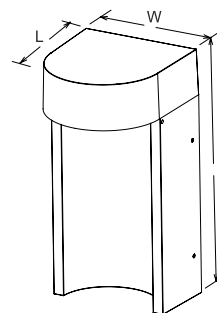
50/60Hz



Metal grille shade



PC shade



TRIO
2700K
3000K
4000K
5000K
6000K
6500K



LED Drivers - PHILIPS GTCI MWM TRIDONIC LED Chips - BRIDGELUX CREE SHARP SAMSUNG PHILIPS CITIZEN

In a continuing effort to offer the best product possible, we reserve the right to change, without notice, specifications or materials that in our opinion will alter the function of the product. Specification sheets found at www.romaluce.it are the most recent versions and supercede all other printed or electronic versions.