

Objective

Thanks to the Frame less Saggia family, retailers and building operators can now make the switch from CDM to LED and enjoy the benefits of Roma Luce light quality as well as significant energy savings, all for a reasonable initial investment. Luna regular shape and two clips make retrofit installation quick and easy by a single installer.

Obiettivo

Grazie alla Inquadra di meno famiglia Saggia, i rivenditori e gli operatori edili possono ora effettuare il passaggio da CDM a LED e godere dei vantaggi della qualità luce di Roma Luce e di significativi risparmi energetici, il tutto per un investimento iniziale ragionevole. La forma regolare Luna e due clip rendono l'installazione ad incasso semplice e veloce da un unico installatore.

Description

Housing - Die cast aluminium powder coated with choice of RAL colors

Diffuser - Tempered clear glass.

Reflector - Tiles pattern reflector made by aluminium.

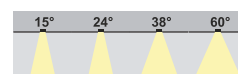
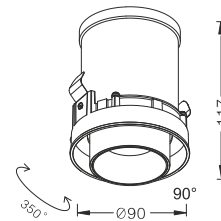
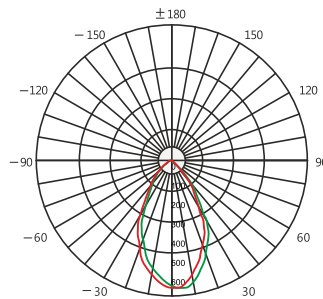
LED - reducing energy consumption with L80/B10/F10 50,000 hrs lifetime.

Standards - manufactured in accordance with tested as per PTPS IEC 62722

CODE	WATTAGE	LUMEN	SIZE mm	
53416112	12W	1560lm	Ø90 X 117 H	Ø90
53416116	16W	2080lm	Ø90 X 117 H	Ø90



FRAMELESS		
PHASE DIMMING	DALI	1-10 DIMMING
55°C	Glowing Wire Test - 850°	
-25°C		
IP 44	Adjusting	UGR <19
		SDCM 2.0/3.0
	EAC	COMPLIANCE LM-79 TM-21
		LM-80
PASEL ACCREDITATION	COB	CRI >90
	SELV	F series wiring
CE		
	85~265V 50/60Hz	



- 2700K
- 3000K
- 4000K
- 5000K
- 6000K
- 6500K



LED Drivers - PHILIPS TRIDONIC | LED Chips - BRIDGELUX PHILIPS Micro HumanTech

In a continuing effort to offer the best product possible, we reserve the right to change, without notice, specifications or materials that in our opinion will not alter the function of the product. Specification sheets found at www.romaluce.it are the most recent versions and supercede all other printed or electronic versions.