

Objective

Ligurina LED in-ground luminaries to decor your outdoors. A clean beam of energy-efficient LED light is available in a package characterized by easy maintenance. From die-cast aluminium body with 316 ss trim this fixture is designed for years of corrosion-resistant use. Intended for installation in soil or gravel. The LED system provides very convenient quality / price report, as it is warranty of energy savings up to 90% compared to the old luminaries

Obiettivo

Ligurina LED, la luminaria incassata a pavimento, per decorare i tuoi esterni. Un fascio pulito di luce LED ad alta efficienza è disponibile in un pacchetto caratterizzato da una facile manutenzione. Dal corpo in alluminio pressofuso con finiture in 316 ss questo apparecchio è stato progettato per anni di utilizzo resistente alla corrosione. Destinato all'installazione in terra o ghiaia. Il sistema LED offre un rapporto qualità / prezzo molto conveniente, in quanto garantisce un risparmio energetico fino al 90% rispetto ai vecchi apparecchi.

Description


Housing - High corrosion stainless steel 316 trim sealed with silicone gasket in stainless steel, with option of powder coating RAL finish.

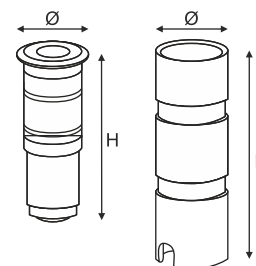
Diffuser - Tempered Glass diffuser specially for LED with PMMA optical function lens.

















LED - reducing energy consumption with L80/B10/F10 50,000 hrs lifetime.

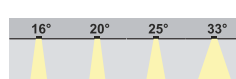
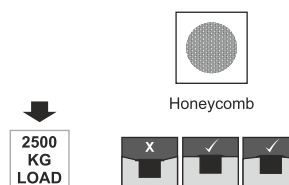
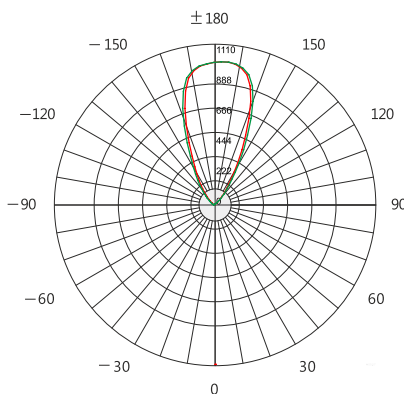
Standards - manufactured in accordance with EN 60598-1 and 60598-2-1

Accessories- Recessed aluminum box, honeycomb.

CODE	WATTAGE	LUMEN	SIZE mm	
1110202	2W	220lm	Ø30 X 75 H	Ø29 X 90 H
1110204	4W	440lm	Ø50 X 75 H	Ø47 X 90 H
1110207	7W	770lm	Ø77 X 102 H	Ø73 X 120 H



			
PHASE DIMMING	DALI	1-10 DIMMING	
	Glowing Wire Test - 850°		
IP 67	IK 09	UGR <21	SDCM 2.0/3.0
		COMPLIANCE	
	COB	CRI >90	
	SELV		series wiring
			
A++			DC 24V



2700K
3000K
4000K
5000K
6000K



LED Drivers - PHILIPS GTI | MWM | GTCI TRIDONIC | LED Chips - BRIDGELUX | CREE | SHARP | SAMSUNG | PHILIPS | CITIZEN

In a continuing effort to offer the best product possible, we reserve the right to change, without notice, specifications or materials that in our opinion will not alter the function of the product. Specification sheets found at www.romaluce.it are the most recent versions and supercede all other printed or electronic versions.