

**Objective**

With easier-Made surface installation and option for one or two sided light effect the product Lama is engineered to add a stylish touch to every outdoor design. Thanks to the extremely narrow light beam the item is perfect for facade application, where it guarantees an elegant and precise lighting effect with the more than well achieved purpose to delineate and highlight the architectural lines of any building. High efficiency led illumination grants wonderful results while reducing consumption with luminaire's life expectation above the average.

**Obiettivo**

Con installazione a superficie semplificata ed opzione unilaterale oppure bilaterale di emissione luce l'articolo lama è studiato per aggiungere un tocco di stile ad ogni design di esterni. L'angolo di luce estremamente ridotto rende l'articolo perfetto per l'installazione su facciata, dove garantisce un effetto di luce elegante e preciso atto a delineare ed impreziosire le linee architettoniche dell'edificio. L'illuminazione a led ad alta efficienza garantisce ottimi risultati con consumi ridotti ed un'aspettativa di vita della luminaria superiore alla media.

**Description**

**Housing** - Made of die cast aluminum powder coated with choice of RAL color

**Diffuser** - Transparent tempered glass diffuser specially for LED

**Reflector** - Anodized polished aluminum

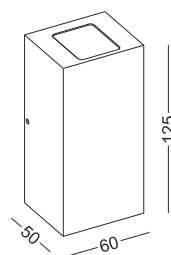
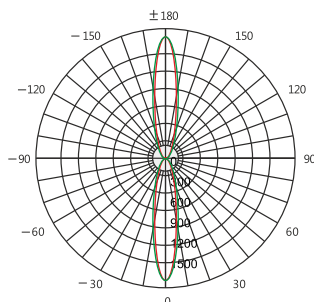
**LED** - reducing energy consumption with L80/B10/F10 50,000 hrs lifetime.

**Standards** - manufactured in accordance with tested as per PTPS IEC 62722

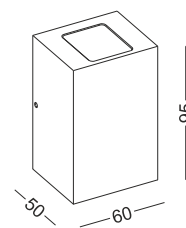
CODE	WATTAGE	LUMEN	SIZE mm
1625503	3W	360lm	50 X 60 X 95 H
1625506	2X3W	720lm	50 X 60 X 125 H



LED	ENERGY STAR	ECO	
55°C	Glowing Wire		
-25°C	Test - 850°		
IP 65	IK 08	UGR <21	SDCM 2.0/3.0
CIDET	EAC	COMPLIANCE LM-79 TM-21	LM-80
PASEL ACCREDITATION	COB	CRI >90	
RoHS	SELV	F series wiring	
CE	COMPLIANCE	U	
A++	185-265V	50/60Hz	



1625506



1625503



2700K  
3000K  
4000K  
6000K



LED Drivers - PHILIPS GTI MWM GTCI TRIDONIC LED Chips - BRIDGELUX CREE SHARP SAMSUNG PHILIPS CITIZEN

In a continuing effort to offer the best product possible, we reserve the right to change, without notice, specifications or materials that in our opinion will not alter the function of the product. Specification sheets found at [www.romaluce.it](http://www.romaluce.it) are the most recent versions and supercede all other printed or electronic versions.